

Lower Primary (LP)
English Language
Curriculum Briefing



Punggol View Primary School

ENGLISH CURRICULAR GOAL



***Confident, Effective &
Empathetic Communicators***

Curricular Goal

Confident, Effective & Empathetic Communicators

strong foundation & proficiency in the EL

communicate **confidently, effectively & empathetically** in Standard EL for different purposes, audiences & contexts

Areas of language learning our students will be developed in to achieve curricular goal

Listening

Reading

Speaking

Writing

Language
Use

Our Focus

P1 – P3a **Learn to Read**

- Building a **strong foundation** in listening, reading, speaking, writing & language use skills
- Emphasising on **oral communication** (listening, speaking skills)
- Developing **learning to read** strategies (e.g. phonemic awareness)
- Nurturing a **love and enjoyment** of the English Language

P3b – P6 **Read to Learn**

- Building upon the strong foundation in listening, reading, speaking, writing & language use skills to extend learning
- Emphasising on oral & written communication
- Developing reading to learn strategies (e.g. comprehension skills without visual aids)
- Nurturing a love and enjoyment of the English Language

The Curriculum

We support our students in their learning through the use of
'Strategies for English Language Learning And Reading (STELLAR)



Students are engaged in meaningful learning experiences to promote language learning through the STELLAR 2.0 curriculum

The Curriculum



How do we know your children have learnt?

LP Primary EL – Nurturing the Whole Child

Listening & Viewing

- Phonemic Awareness
- Comprehension

Pencil & Paper

Reading & Viewing

- Running Record
- Reading Aloud

Performance Task

Speaking & Representing

- Show & Tell
- Stimulus-based Conversation

Performance Task

Writing & Representing

- Penmanship
- Composition based on an experience/problem-solution

Pencil & Paper

Language Use (Vocabulary, Grammar & Comprehension)

Listening & Viewing

Learning Outcome

- Listen attentively and follow simple instructions

Teaching Process

- Explicit Teaching of Phonics through Big Book Reading
- Singing of Tuning-In Songs and Following Instructions
- Listening and responding to teachers' questions during Big Book Reading

P1 Unit 3: Walking through the Jungle

Initial consonants:

/l/, /n/, /w/

lollipop



worm




Listening & Viewing

Phonemic Awareness

- pupil's ability to recognise letter sounds

Example 1




Which of the following objects has the same **beginning** /b/ sound as in 'bus'? Is it 'crab', 'bear' or 'pail'?

Listening & Viewing

Phonemic Awareness

- pupil's ability to recognise letter sounds

Example 2



This vegetable has the same **ending** sound as /t/ as in bat. Is it 'pumpkin', 'brinjal' or 'carrot'?

Listening & Viewing

Comprehension

- pupil's ability to listen for specific information – note details, follow instructions, make inference

Picture Matching – Specific information



The children are playing on the slide.

Listening & Viewing

Comprehension

- pupil's ability to listen for specific information – note details, follow instructions, make inference

Following Instructions



Examples

1. Cross out the smaller bird.
2. Colour the ball yellow.

Reading & Viewing

Learning Outcome

- Demonstrate basic word recognition skills
- Read aloud with accuracy, fluency and expression

Teaching Process

- Use of flash cards pertaining to the unit and constant revision of words
- Reading and re-reading of Big Books
- Teacher Modelling reading aloud
- Songs and Nursery Rhymes


Reading & Viewing



Reading & Viewing

Running Record

- pupil's ability to read target vocabulary taught from the Big Books, accurately.



Reading & Viewing – P1 only



Punggol View Primary School
English Language
Running Record Term 1


Name of Pupil: _____ () Date: _____

Class: 1 _____

No	Words	Pre-Test	Post-Test
1	the		
2	into		
3	over		
4	get		
5	not		
6	can		
7	can't		
8	don't		
9	away		
10	sheep		

Reading & Viewing – P1 only

- Sight Words Booklet to improve pupils' reading fluency.
- ✓ what children can read
- Revisit the words your child cannot read



Term 1 Week 3

Date: _____

Sight Words 1

Read the words.

a	and	away	big	blue
can	come	down	find	for
funny	go	help	here	I
in	is	it	jump	little
look	make	me	my	not
one	play	red	run	said
see	the	three	to	two
up	we	where	yellow	you

Parent's Signature: _____ Date: _____

Reading & Viewing

Reading Aloud

- pupil's ability to read a familiar book accurately with expression & fluency

Once there was a hungry giant. "I want some bread!" roared the giant. "Get me some bread, or I'll hit you with my bommy-knocker."

About 100 words – adapted from a familiar big book that contains the target vocabulary taught

Reading & Viewing Rubrics

Standard Criteria	★★★★★	★★★★	★★★	★
Pronunciation	<input type="checkbox"/> Clear and consistently good pronunciation	<input type="checkbox"/> Generally clear pronunciation, with a few errors that do not affect understanding (end consonants, mispronunciation)	<input type="checkbox"/> Clear pronunciation in some instances <input type="checkbox"/> Several words mispronounced, affecting understanding (end consonants, mispronunciation)	<input type="checkbox"/> Mispronunciation or skipping of most words
Fluency	<input type="checkbox"/> Fluent reading without hesitations	<input type="checkbox"/> Generally smooth reading with some hesitations	<input type="checkbox"/> Slow and hesitant reading <input type="checkbox"/> Inappropriate pacing (reads quickly and does not pause at the punctuation marks)	<input type="checkbox"/> Very slow and jerky reading of words, syllable by syllable <input type="checkbox"/> many words skipped
Expression	<input type="checkbox"/> Appropriate changes in voice pitch/expression that convey meaning	<input type="checkbox"/> Appropriate changes in voice pitch/expression that convey meaning in most instances	<input type="checkbox"/> Reads with changes in voice pitch/expression that may not match the text meaning <input type="checkbox"/> Alternates between reading monotonously and reading with expression	<input type="checkbox"/> Reads in a monotonous voice

Remarks: _____

Speaking & Representing

Learning Outcome

- Speak clearly and fluently to express opinions, feelings and thoughts on a given topic

Teaching Process

- Teacher modelling
- Sharing of opinions during Big Book Reading
- Daily sharing by at least 3 students per day – learning from peers

Speaking & Representing

Show & Tell

- Pupil's ability to present information & ideas

Sharing of
Rubrics and
Teacher
Modelling

Sharing of
speaking
structure with
guided
questions
Practice 1

Practice 2
(Selected
Students)

Practice 3

Speaking & Representing

Question Words – 5W 1H



A-R-E Structure

A

Answer the
question

R

Give a
Reason

E

Elaborate
on your
answer

Speaking & Representing – P1 only

My Favourite Ice Cream

Teacher Modelling

My favourite ice-cream is _____.

How does it look like?

How does it taste like?

Who prepares it for you?



Why do you like it?

How often do you eat it?

Where can you find it?

When do you eat it?

?



Speaking & Representing – P1 only

Show and Tell Structure

✓ Step 1 – Greetings

Good morning, Miss Li and friends. My name is Peter. Today, I am going to share with you about my favourite animal.

✓ Step 2 – Talk about the topic

✓ Step 3 – Thank the audience

Thank you, Miss Li and friends for listening attentively to me. I hope you enjoyed my presentation.

Speaking & Representing

Rubrics – P1 only

Standard Criteria	Achieved mastery	Got it	Getting there	Starting out
Content	<input type="checkbox"/> I can share ideas using the 5W 1H guiding questions on my own <input type="checkbox"/> I can elaborate on my ideas	<input type="checkbox"/> I can share ideas using the 5W 1H guiding questions on my own <input type="checkbox"/> I can elaborate on some of my ideas	<input type="checkbox"/> I can share ideas using the 5W 1H guiding questions on my own <input type="checkbox"/> I can share ideas using the 5W 1H guiding questions with some help from my teacher	<input type="checkbox"/> I need help from my teacher to ask me the 5W 1H questions before I can share my ideas <input type="checkbox"/> I am not able to share my ideas even after my teacher helps me
Confidence • Eye Contact • Body Posture	I have very good body language = I look confident and relaxed = I establish eye contact with the audience <i>all the time</i>	I have good body language = I look confident and relaxed = I establish eye contact with the audience <i>most of the time</i>	I have fairly good body language <input type="checkbox"/> I alternate between standing up straight and occasional slouching, <input type="checkbox"/> I establish eye contact with the audience <i>some of the time</i>	I have poor body language <input type="checkbox"/> I slouch <input type="checkbox"/> I do not establish eye contact with the audience <i>most of the time</i>
Projection of Voice	<input type="checkbox"/> My voice is loud enough to be heard by the audience all the time	<input type="checkbox"/> My voice is loud enough to be heard by the audience most of the time	<input type="checkbox"/> My voice is only loud enough to be heard by the audience some of the time	<input type="checkbox"/> My voice is too soft and is only audible to the audience in the front row or not at all
Clarity of Speech	<input type="checkbox"/> I pronounce all words clearly all the time	<input type="checkbox"/> I pronounce words clearly most of the time <input type="checkbox"/> I mispronounce a few words which do not affect understanding <input type="checkbox"/> I mispronounce a few words that affect understanding	<input type="checkbox"/> I pronounce words clearly some of the time <input type="checkbox"/> I mispronounce some words which do not affect understanding <input type="checkbox"/> I mispronounce some words that affect understanding	<input type="checkbox"/> I often slur, mumble or cannot be understood <input type="checkbox"/> I mispronounce many words that affect understanding
Language	<input type="checkbox"/> Speaks in complete sentences with the correct language structures all the time	<input type="checkbox"/> Speaks in complete sentences with the correct language structures most of the time	<input type="checkbox"/> Speaks in complete sentences with the correct language structures some of the time	<input type="checkbox"/> Seldom speaks in complete sentences

LP Speaking & Representing

Stimulus-based Conversation

- pupil's ability to talk about a topic related to one of the themes in the Big Books.

A-R-E Structure

A

Answer the
question

R

Give a
Reason

E

Elaborate
on your
answer

Suggested Prompts

1. What can you see in this picture?
2. What is the boy doing?
3. How do you think he is feeling? Why?
4. Do you like eating ice cream? Why/Why not?
5. Tell me about your favourite ice cream.

LP Speaking & Representing Rubrics

Title: _____

Standard Criteria	★★★★★	★★★	★★	★
Responding to Questions	<input type="checkbox"/> all questions without the need of additional prompts	<input type="checkbox"/> most or all questions with prompts	<input type="checkbox"/> some questions with/without prompts	<input type="checkbox"/> hardly answers even with repeated prompting
Elaborating on Ideas with a Logical Personal Response	<input type="checkbox"/> expresses ideas fluently and elaborates on them <input type="checkbox"/> supports logical personal responses with elaboration	<input type="checkbox"/> expresses ideas with some elaboration <input type="checkbox"/> supports logical personal responses with some elaboration	<input type="checkbox"/> expresses ideas with simple statements and/or a few monosyllabic responses <input type="checkbox"/> supports logical personal responses when prompted with simple statements and/or monosyllabic responses	<input type="checkbox"/> monosyllabic responses even with repeated prompting <input type="checkbox"/> personal responses are illogical
Using Language	<input type="checkbox"/> speaks in complete sentences with the correct language structures all the time	<input type="checkbox"/> speaks in complete sentences with the correct language structures most of the time	<input type="checkbox"/> speaks in complete sentences with the correct language structures some of the time	<input type="checkbox"/> hardly speaks in complete sentences

Remarks: _____

Writing & Representing – P1 only

Learning Outcomes

- Demonstrate writing readiness and handwriting skills such as letter formation, placement, sizing and spacing

Teaching Process

- Handwriting exercises in Learning Sheets
- Daily practices

Penmanship

The crocodile was
hungry. It snapped up all
the animals in the jungle.
“Kerchoo!” sneezed the
crocodile. Out popped all
the animals.

Exercise 1: Rewrite the passage

The

Penmanship Success Criteria:

1. All my letters are formed correctly.	
2. All my letters are on the line.	
3. My letters and words are always spaced properly.	
4. There are no visible marks or smudges on my paper.	

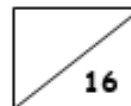
Penmanship



Rubric for Penmanship

Criteria	Where Am I Now?			
Letter Formation	All my letters are formed correctly	Most of my letters are formed correctly	Some of my letters are formed correctly	Few or none of my letters are formed correctly
Relationship to Line	All my letters are on the lines	Most of my letters are on the line	Some of my letters are on the lines	Few or none of my letters are on the lines
Spacing	My letters and words are always spaced properly	My letters and words are usually spaced properly	My letters and words are sometimes spaced properly	My letters and words are seldom spaced properly.
Neatness	There are no visible marks or smudges on my paper.	There are a few visible marks or smudges on my paper.	There are some visible marks or smudges on my paper.	There are many visible marks or smudges on my paper.

Mark Range	Descriptor
14 - 16	Achieved Mastery
12 - 13	Got it
8 - 11	Getting There
7 and below	Starting Out



Writing & Representing

Learning Outcomes

- Write a simple paragraph to recount appropriately sequenced events


Teaching Process

- Teacher Modelling
- PWIM
- Provide real life experiences

Writing & Representing (PWIM & FBV)

15 January 2019 Tuesday

The Farm Concert



curly hair

moustache

pyjamas

window bed

lamp

book


blanket

The farmer looks angry.

He shuts his ears.

He cannot sleep.

The animals are noisy.



Let's give some to our friend, Chicken!

Colourful birds were chirping beautifully in Star Forest. Flowers were blooming on the trees on a **hot summer** afternoon. Cat, Snake and Monkey were having **delicious** chicken rice for lunch. They sat on a **wooden** chair under a **huge** tree to protect them from the **scorching** sun. "It's so **good**! It's so **nice**! How we like this chicken rice!" they said, as they were chewing on the **soft and tender** chicken. They decided to share some of the chicken rice with their friend, Chicken, who was busy at the moment.

Writing & Representing (MLEA)

Composition



- pupil's ability to write a story based on an MLEA experience

- Content
- Grammar
- Vocabulary

- Class Writing
- Group Writing
- Individual Writing


Gradual Release
of
Responsibility

Leading Students to write independently

Writing & Representing

Unit: 20 - Shark in The Park

A Day at the Park



Unit: 20 - Shark in The Park

A Day at the Park



On Friday, I went to the park with my parents. I saw a duck with yellow feathers and fluffy white feathers, red roses at the lovely clouds. After looking at the lovely views, we stopped at the picnic table to have a picnic. We ate juicy apples, yellow bananas and took a taxi back home. I felt very happy.

Planning & writing their story based on guiding questions

Language Use (Vocabulary, Grammar & Comprehension)

Written Paper

- Grammar
- Vocabulary
- Comprehension

1. Jane was hungry _____ she ate a sandwich.

(1) so

(2) or

(3) and

()

Language Use (Vocabulary, Grammar & Comprehension)

On Monday, John and his family visited a goat farm. They were very excited. They saw many goats on farm. There were big goats and small goats. The goats lived in pens. They were eating dried grass.

Answer the following questions:

1. When did John and his family visit a goat farm?

They _____.

2. What did they see?

They _____.

Language Use (Vocabulary, Grammar & Comprehension)

Tim and Jane went to the park. They did many things at the park. “Let’s play hide-and-seek,” said Jane. However, Tim decided that they should play on the swings first. Jane agreed. Next, they played hide-and-seek. Before they went home, they flew a colourful kite. Then they went to the coffee shop to have their lunch. They had a fun day out.

Place the events in the correct order. Write 1, 2 or 3 in the boxes provided:

	They flew a kite.
	They played hide-and-seek.
	They sat on the swings.

Progress Report – Milestone checks of skills development in Language areas

Listening		
I can listen to identify beginning and ending sounds.		
I can listen attentively and follow one to two-step instructions.		
Listen and view (with respect) to participate effectively in a variety of contexts.		
Speaking		
I can elaborate on my personal experiences by adding details using the 5W and 1H Strategy.		
I can maintain eye contact and display appropriate body language when speaking.		
Reading		
I have clear and consistently good pronunciation.		
I can read fluently without hesitation.		
I can read with the correct expression to convey meaning.		
I can use annotation to identify main ideas when reading a comprehension text.		
I can answer comprehension questions using the CUB strategy		
Writing and Representing		
I can write using the appropriate letter formation, sizing, placement and spacing.		
I can revise ideas to improve writing based on feedback.		
I can develop a story with proper organisation and supporting details (e.g., beginning, middle and ending).		
I can correctly sequence and link ideas in a story.		
I can use appropriate and varied vocabulary to make my story vivid.		
I can construct grammatically correct sentences.		

Lower Primary EL Holistic Assessment

Listening & Viewing

- Phonemic Awareness
- Comprehension

Pencil & Paper

Reading & Viewing

- Running Record
- Reading Aloud

Performance Task

Speaking & Representing

- Show & Tell
- Stimulus-based Conversation

Performance Task

Writing & Representing

- Penmanship
- Composition based on an experience

Pencil & Paper

Language Use (Vocabulary, Grammar & Comprehension)